

General Directions to Municipal Parking Garage behind Palace Theater

As the result of a new construction project taking place on East Main Street, only two lanes of traffic will temporarily be open for travel in front of the Palace Theater lobby. **Please allow extra time for parking and walking** to the theater before each show. Patrons are highly recommended to arrive 40 minutes prior to the start of the performance.

The **Scovill Street parking garage** directly behind the Palace Theater has approx. 850 parking spaces. Event parking fee is \$5. GPS Address: 33 Scovill Street, Waterbury.

FROM WEST (traveling east) Map A1

Take I-84 East to Waterbury and Exit 22 toward Baldwin St/Downtown Waterbury. Merge onto McMahan St. Turn left on S Main St. Take the 2nd right onto Scovill St. The entrance to the public garage is on the left.

FROM EAST (traveling west) Map B1

Take I-84 West to Waterbury and Exit 22 toward Downtown Waterbury. Turn left onto Union St. Travel 0.4 miles on Union St. Turn right after passing the St Mary Hospital onto S Elm St. Take the 1st left onto Scovill St. The entrance to the public garage is on the right.

FROM SOUTH (traveling north) Map C1

Take CT-8 N to Waterbury. Take Exit 31 to merge onto I-84 E toward Hartford. Take Exit 22 toward Baldwin St/Downtown Waterbury. Merge onto McMahan St. Turn left on S Main St. Take the 2nd right onto Scovill St. The entrance to the public garage is on the left.

FROM NORTH (traveling south) Map D1

Take CT-8 S to Waterbury. Take Exit 31 on the left to merge onto I-84 E toward Hartford. Take Exit 22 toward Baldwin St/Downtown Waterbury. Merge onto McMahan St. Turn left on S Main St. Take the 2nd right onto Scovill St. The entrance to public garage is on the left.

Upon exiting the Scovill Street parking garage, customers can access the Palace through two locations:

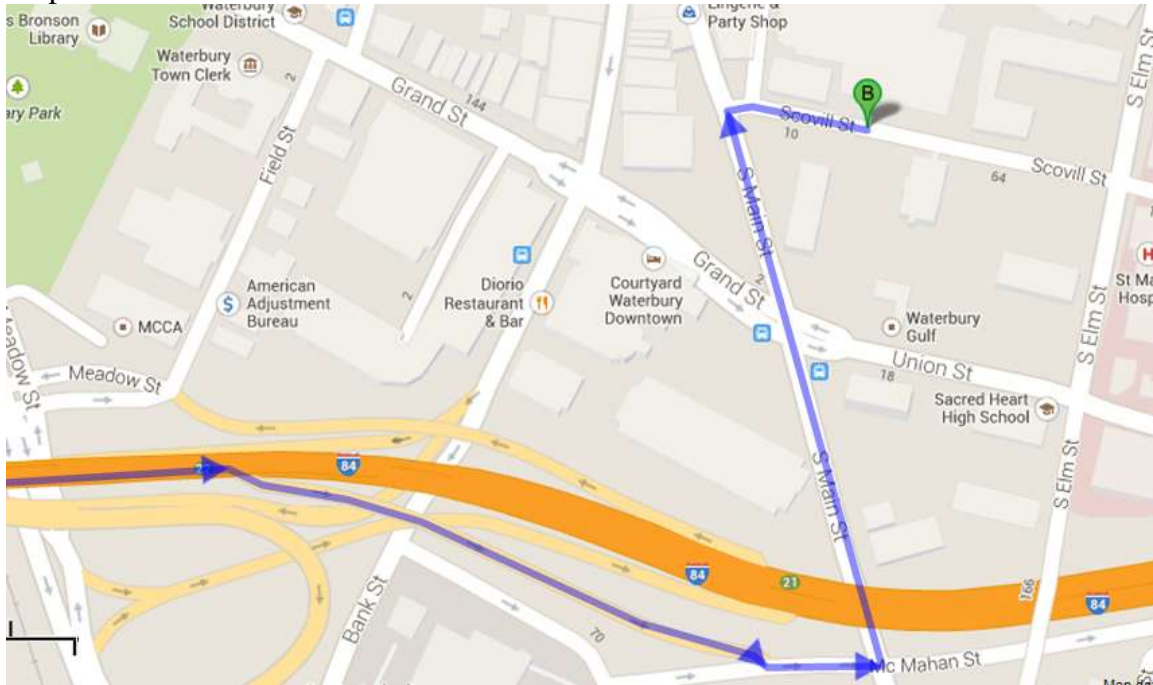
- **The Courtyard** - When exiting the parking garage through the Waterbury Arts Magnet Courtyard, patrons will travel down the stairs towards E. Main St., where they will be directed to cross the street in order to access the sidewalk on the opposite side of the road. From there, patrons will walk towards the crosswalk located in front of the UCONN building and directly across from the Palace Theater. As always, Waterbury Police Officers will be present to assist patrons in the right direction.
- **Brook Street** - When exiting the parking garage through the Brook Street exit, Palace Theater guests should proceed north (past Dominic and Pia's) towards E. Main St., and take a right on the sidewalk to access Palace Theater lobby doors.

Patrons who choose to park across the street from the Palace Theater in the **Wellmore Parking Lot** (located next to the UConn building) should note that while this lot is open to

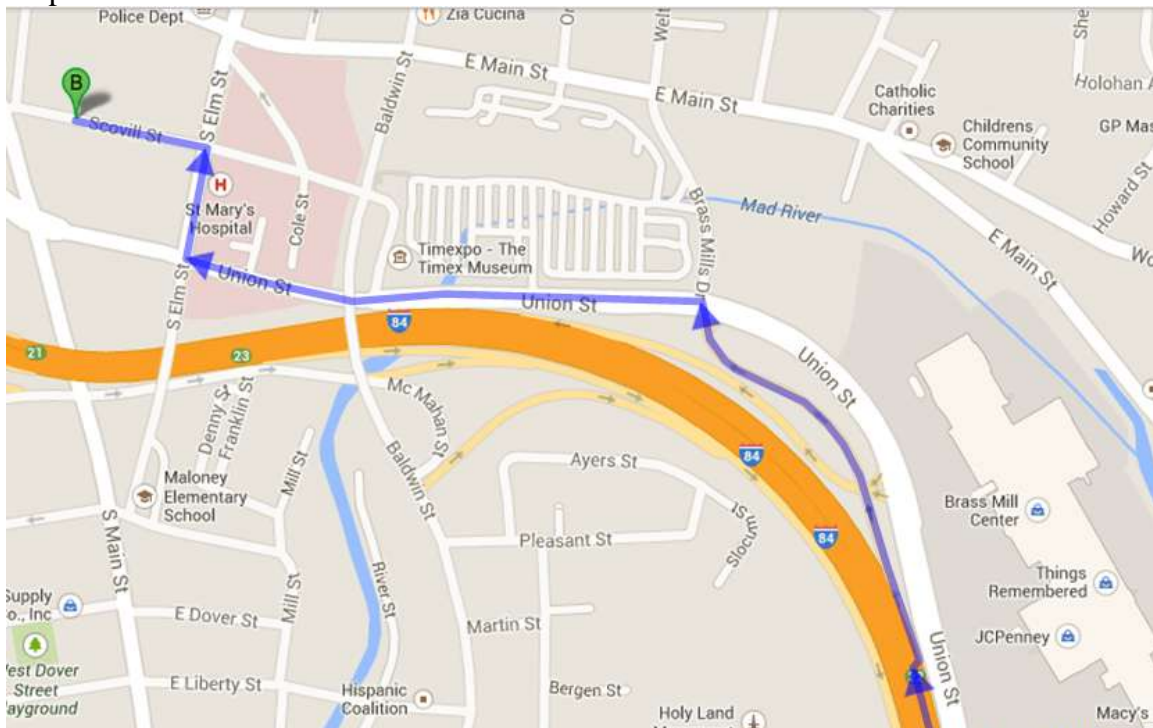
the public. With anticipated heavy vehicle and foot traffic, patrons are strongly encouraged to park in the Scovill Street garage for greater ease during arrival and departure from the theater.

Please note that there is still a **handicap and patron drop-off zone** located on East Main Street in front of the theater entrance.

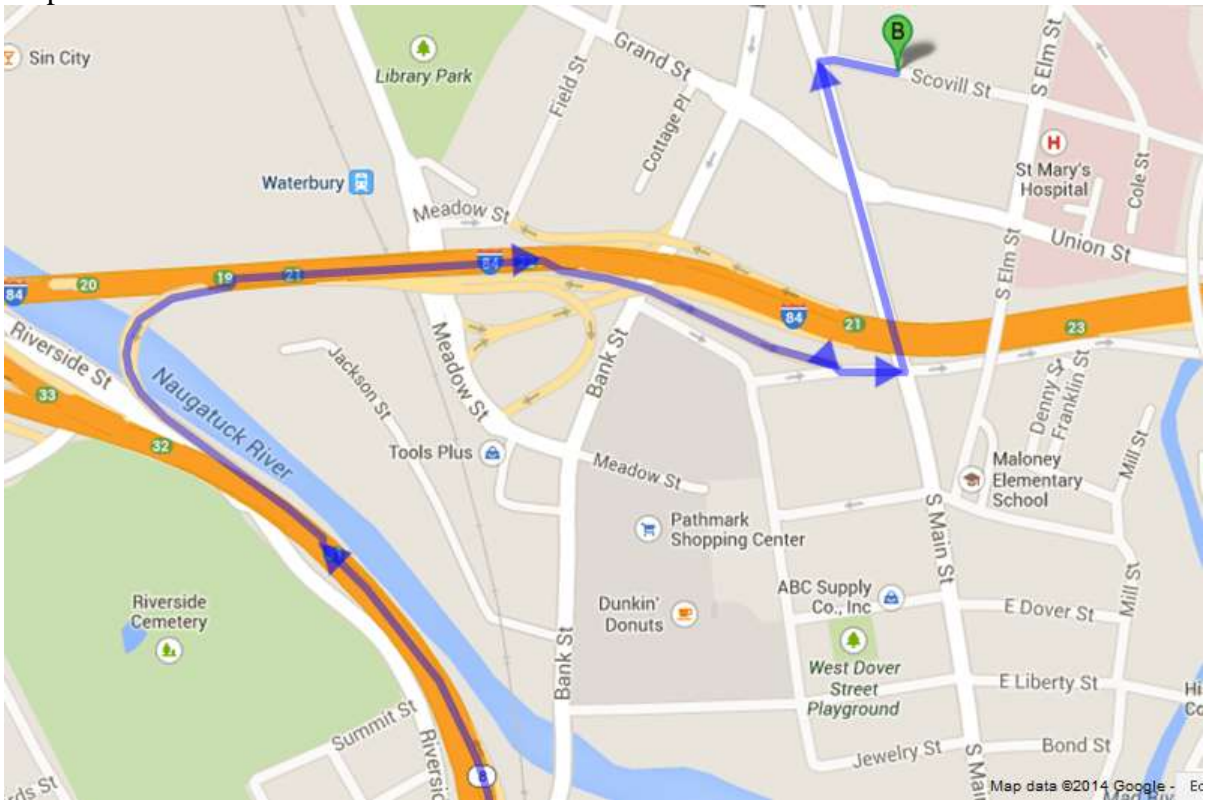
Map A1



Map B1



Map C1



Map D1

